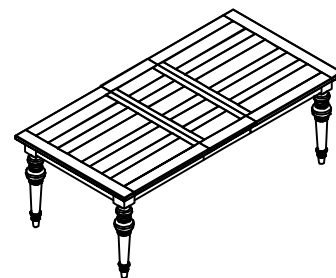


Warning :


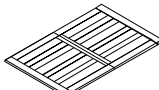
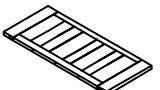




- Be sure to check all packing material carefully for small parts, which may have come loose inside the carton during shipment.
- To prevent possible scratches and damage, this furniture **MUST BE ASSEMBLED BY TWO PEOPLE** on a soft surface such as a blanket or carpet.

Important Use Information: We recommend using coasters, placemats and trivets when placing hot or cold containers on this item. It is also recommended to quickly cleanup any spills to minimize exposure to moisture. Doing so will prolong the life and look of the item for many years.

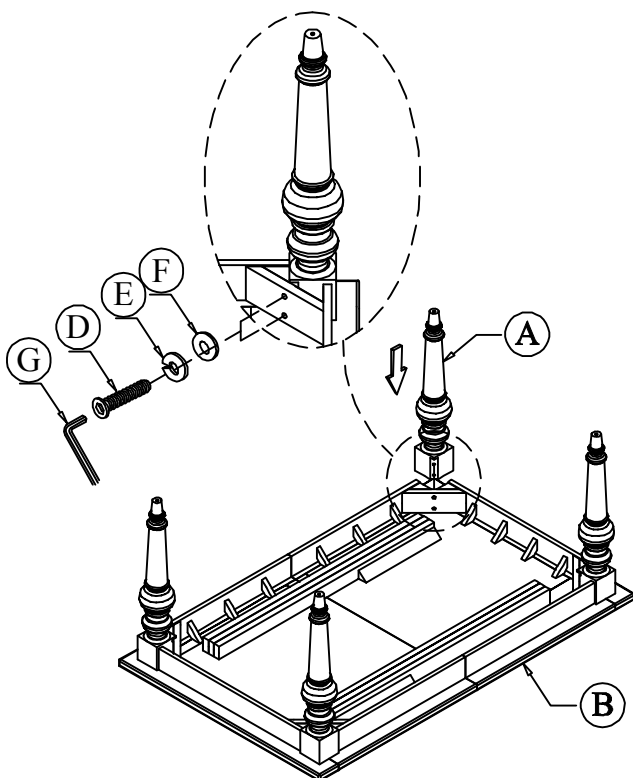


54950
Dining Table

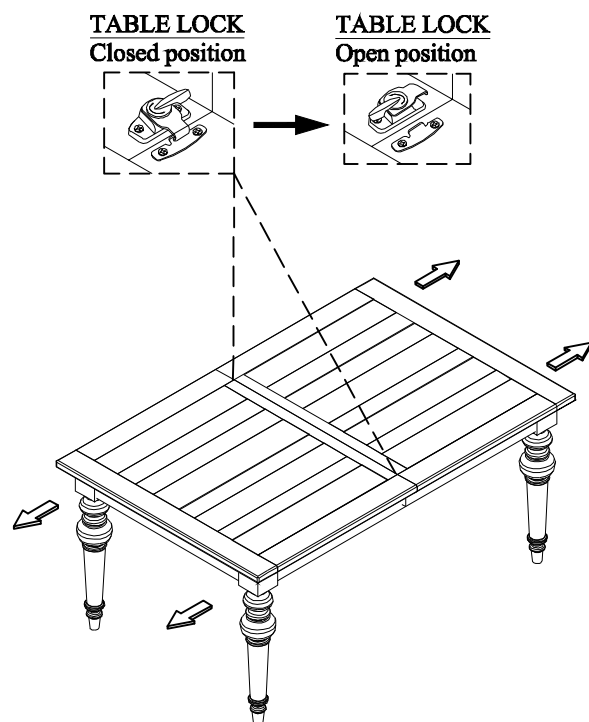
Components and Hardware List

Table Leg	Table Top	Table Leaf	Allen Head Bolt 5/16"-18 x 3"	Spring Washer 5/16"	Flat Washer 5/16"	Allen Key 5mm
 4 pcs.	 1 pc.	 1 pc.	 8 pcs.	 8 pcs.	 8 pcs.	 1 pc.

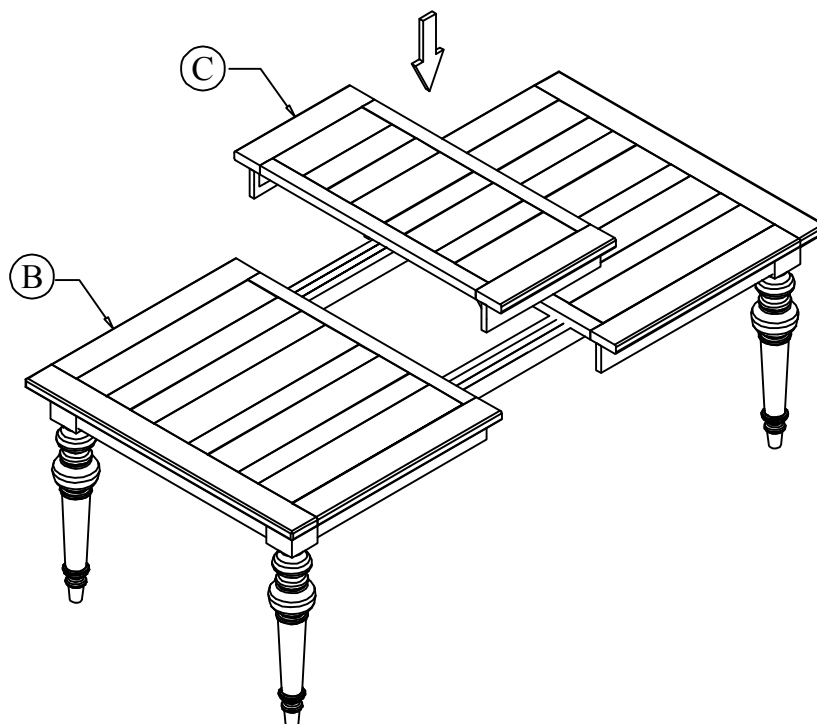
Step 1: D x 8pcs



Step 2



Step 3



Step 4

